

Accord Controls
A Unit of Flowserve Corporation
www.accord-controls.com

765 South 100 East
Provo, Utah 84606
Phone: 801 373 4576

1978 Foreman Dr.
Cookville, TN 38501
Phone: 931 432 4021

Specifications:

Type T - (2) SPST and

Type W - (4) SPST

(Note: Type W not available in AGL)

Manufacturer: Accord

Load Capacity:

3 amp VAC, 0.5 amp VDC,

NEMA Contact Rating: C300 (AC)
Q150 (DC)

Actuated by magnetic force

Mechanical life: 100,000,000 cycles

Operating time: 4.0 mSec.

Type X - (2) SPST w/LED and

Type Y - (4) SPST w/LED

(Note: Type Y not available in AGL)

Manufacturer: Accord

Load Capacity:

0.5 amp 120 VAC, 0.3 amp 24 VDC,

NEMA Contact Rating: C300 (AC), Q150 (DC)

50 mA minimum current for LED function

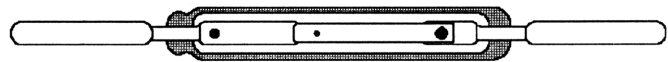
Voltage Drop: 2.5 Volts max.

Actuated by magnetic force

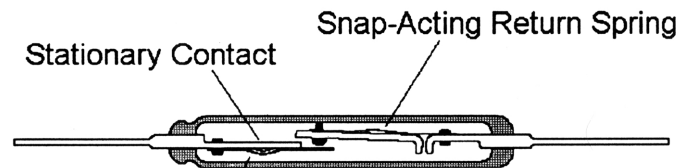
Mechanical life: 100,000,000 cycles

Operating time: 4.0 mSec.

Reed Switch Element Detail



Glass Tube



Stationary Contact

Snap-Acting Return Spring

Hinged Contact

How to order:

All UltraSwitch™ figure numbers include a meaningful character for switch options. Referring to the table of contents page, simply specify the appropriate character for the desired switch type.


Example: AXL2I000 = UltraSwitch™ Explosion Proof enclosure with (2) Type T SPST Phazer II™ BRS hermetically sealed switches.

UltraSwitch™ Phazer II™ BRS Switch Options

Introduction:

Accord Phazer II™ BRS switches are our best reed-type proximity switches. They feature special hermetically-sealed bifurcated contacts for long life under extremely low loads.

They are equally well suited for high load applications as well. These switches are tripped by magnets embedded in cams to indicate valve open and closed positions. Tool-free cam adjustment is accomplished through a spring-loaded spline arrangement. Simply push or pull the cam, disengaging the splines, and rotate to desired switch trip point. After releasing, the spring causes automatic spline engagement, locking the setting.



Applications:

Phazer II™ BRS switches are suitable for ultra-low to high power AC and DC circuits between <math><1\text{ mA}</math> and 3 amps (0.5 amp DC). They may be used on either resistive or inductive loads. The switches' hermetically sealed contacts make them acceptable for Class 1, Groups A, B, C and D, Division 2 hazardous locations in non-explosion-proof enclosures such as our **APL**, **APC** and **AGL** series. Up to four SPST contacts may be supplied in **AXL**, **APL** or **APC** enclosures (only two contacts are available in **GL**).

Phazers are available with LED's which light upon switch tripping to visually indicate completed circuits. LED circuitry is sealed inside the switch housing for corrosion resistance.

Features:

1. Hermetically sealed contacts for long life in corrosive atmospheres.
2. Molybdenum w/Silver Cadmium Oxide plated contacts resists breakdown under high loads.
3. Bifurcated (twin: stationary plus hinged) contact design and beam return spring causes "make" wiping and "break" snap-release for maximum contact life under extreme inductive, capacitive or low power loads.
4. Each Phazer II™ BRS is individually adjustable inside our enclosures to maximize magnetic force sensitivity.