



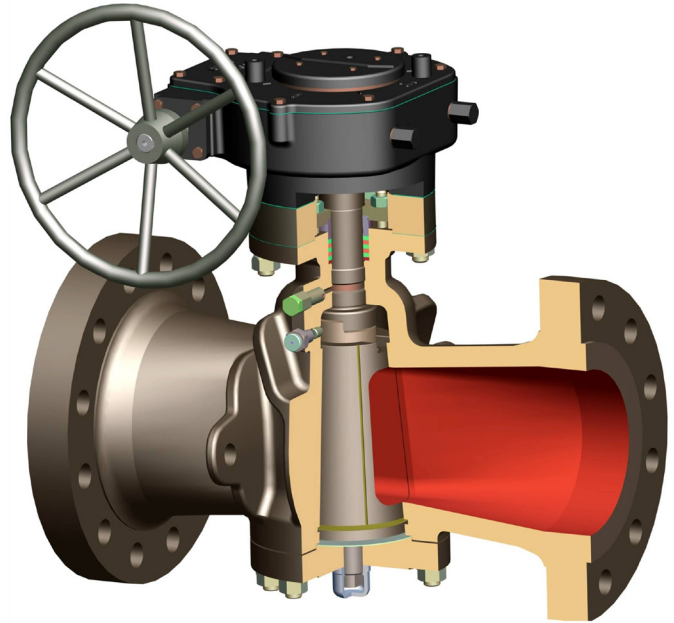
Serck Audco™ Super-H

Zero-leakage, Metal-seated Plug Valve
for High-pressure Gas or Dirty Production Fluids

Tired of dealing with leaking valves?

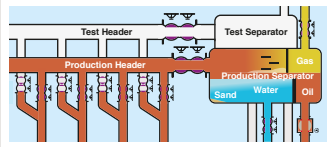
The Serck Audco Super-H zero-leakage isolation valve can help.

The Serck Audco Super-H isolation valve is known for its reliable sealing and extended service life in severe services. Its robust metal-seated design stands up to high-velocity or abrasive fluids that can prematurely damage non-metallic valve seats and cause leakage that severely impacts process integrity and safety. As a result, the Super-H plug valve provides outstanding performance and safety in gas transmission line applications with full differential pressure as well as dirty production fluid applications, such as flowlines and produced water.



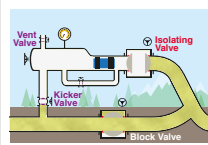
PRODUCTION MANIFOLDS

Compact DB&B for high-pressure, dirty services such as flow lines and water injection



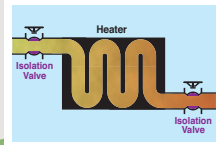
SCRAPER LAUNCHER & RECEIVER

Bubble-tight isolation combined with throttling capabilities for kicker and vent valves



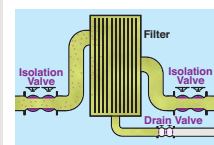
PRESSURE-REDUCTION STATION

Reliable, bubble-tight isolation of equipment on gas services



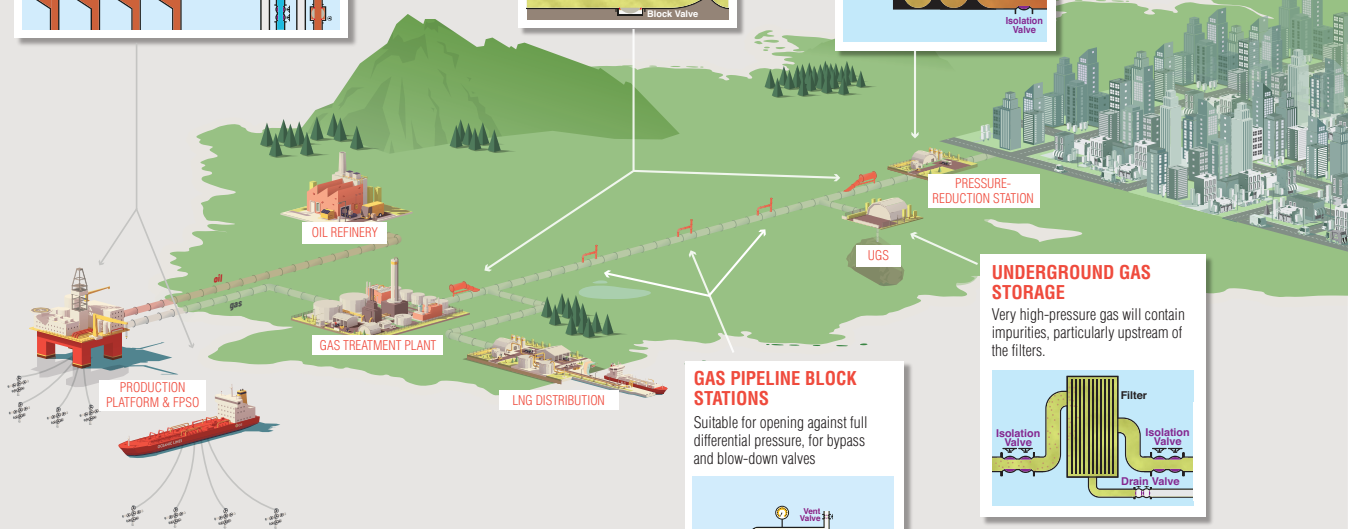
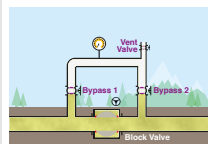
UNDERGROUND GAS STORAGE

Very high-pressure gas will contain impurities, particularly upstream of the filters.



GAS PIPELINE BLOCK STATIONS

Suitable for opening against full differential pressure, for bypass and blow-down valves



- Legend:
- Super-H Plug Valve
 - Twin Isolation Plug Valve
 - Ball Valve

Why is the Super-H the best choice for these services?

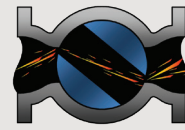
- **Reliable sealing** from engineered valve design that protects seats from line media, even when the valve is left open for long periods of time.
- **Durable functionality** from metal-to-metal seating arrangement that maximizes resistance to high-velocity particles and impurities. This is particularly important when the valve is open against a high differential pressure.
- **Longer service life** enabled by a valve design that eliminates gaps and cavities between the plug and body, preventing particle entrapment and seat damage while operating the valve.
- **Enhanced erosion resistance** owing to large seating area. The wide area maximizes sealant effectiveness and restores bubble-tight, shut-off capability without the need for extensive overhaul.
- **Lower maintenance costs** via in-line maintainable design that allows sealant to be injected with the valve in any position and under pressure.

Range

Sizes: DN 15 to 1050; NPS ½ to 42

Press: PN 20 to 420; Class 150 to 2500; API 2000 to 15,000

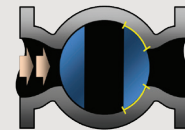
Temp: -46°C to 375°C (-51°F to 700°F)



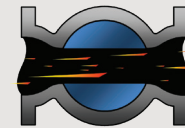
Higher resistance to particles at full differential pressure



Robust seat design that shears through solid particles

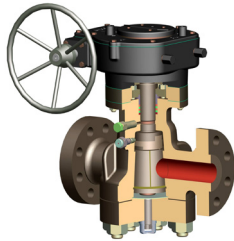


Large seating area for bubble-tight shut-off

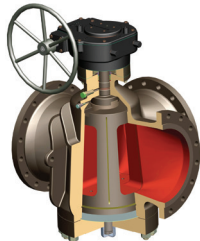


Improved seat protection owing to no cavity design


Configurations



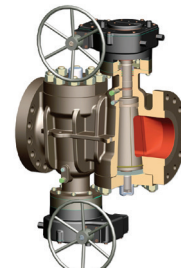
Full bore



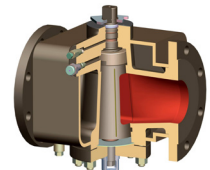
Three-way



Twin isolation and bleed (*)



Double isolation and bleed (*)



Steam jacketed

*Double block and bleed in the same B16.10 face-to-face of a single valve

Flowserve Corporation
5215 North O'Connor Blvd.
Suite 2300
Irving, Texas 75039-5421 USA
Telephone: +1 937 890 5839

Serck Audco Valves,
a division of Flowserve GB Ltd
Burrell Road, Haywards Heath
West Sussex RH16 1TL,
United Kingdom
Telephone: +44 (0)1444 314560
Telefax: +44 (0)1444 314561
Email: savukinfo@flowserve.com

Flowserve Corporation has established industry leadership in the design and manufacture of its products. When properly selected, this Flowserve product is designed to perform its intended function safely during its useful life. However, the purchaser or user of Flowserve products should be aware that Flowserve products might be used in numerous applications under a wide variety of industrial service conditions. Although Flowserve can provide general guidelines, it cannot provide specific data and warnings for all possible applications. The purchaser/user must therefore assume the ultimate responsibility for the proper sizing and selection, installation, operation, and maintenance of Flowserve products. The purchaser/user should read and understand the Installation Instructions included with the product, and train its employees and contractors in the safe use of Flowserve products in connection with the specific application.

While the information and specifications contained in this literature are believed to be accurate, they are supplied for informative purposes only and should not be considered certified or as a guarantee of satisfactory results by reliance thereon. Nothing contained herein is to be construed as a warranty or guarantee, express or implied, regarding any matter with respect to this product. Because Flowserve is continually improving and upgrading its product design, the specifications, dimensions and information contained herein are subject to change without notice. Should any question arise concerning these provisions, the purchaser/user should contact Flowserve Corporation at any one of its worldwide operations or offices.

©2019 Flowserve Corporation. All rights reserved. This document contains registered and unregistered trademarks of Flowserve Corporation. Other company, product, or service names may be trademarks or service marks of their respective companies.

VAFLY000031 (EN/AQ) September 2019